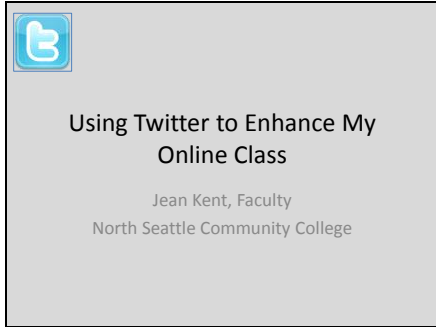



Using Twitter in Education



Music Introduction

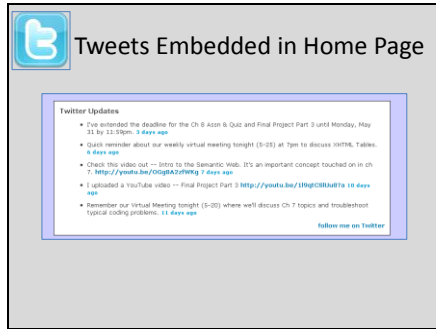


I'm Jean Kent and I teach in the Information Technology Department at North Seattle Community College. I've been teaching exclusively online since 2003 and I've discovered I need to use a variety of ways to communicate and share resources with my students.



My Web 2.0 Project focused on using Twitter to enhance communication and information sharing with students. I created a Twitter account for my class and started making course-related tweets on a regular basis.

Using Twitter in Education



I learned from a course survey I gave my students at the beginning of the quarter that some students use Twitter and others don't. To make it easier for all students to get my tweets, I embedded the most recent 5 tweets into the home page of my course web site. This meant that students didn't have to get their own Twitter accounts in order to see my tweets.




I was able to do this by using code provided on the Twitter website. I selected the settings, preferences, appearance and dimensions for my widget and Twitter created the embeddable code which I then pasted it into the code for the course home page.

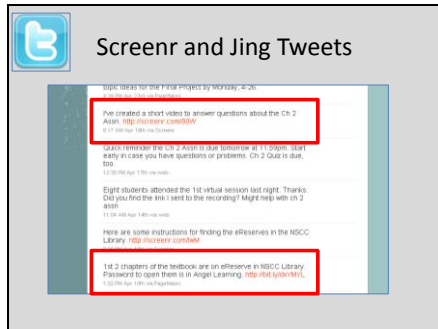


Here are some of the ways I used Twitter in my class. First, I regularly tweeted course related reminders and updates. As you can see in this example, I frequently reminded students about assignment due dates.

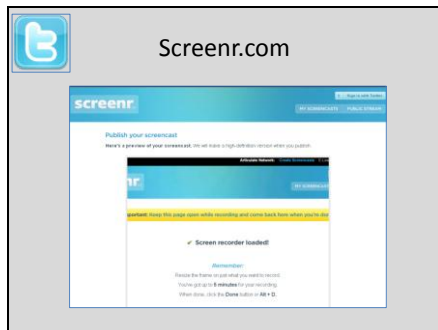
Using Twitter in Education



I also used Twitter when I wanted to share useful resources with my students. This tweet included a link to a very good slide show on CSS that I found on SlideShare.



And, finally, I used Twitter to push short videos out to my students. If I received a question from 2 or more students about an assignment, I suspected that other students probably had the same question. When appropriate, I'd create a video to answer students' questions.

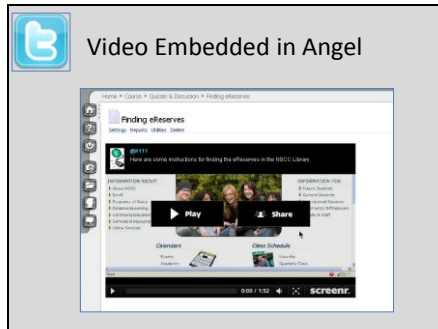


The videos were so well received that I want to say more about making them. One tool I used for the videos was Screenr.com. It's a free, web-based screen recorder that's very easy to use. When my screen recording was done, Screenr published both web and iPhone versions of it. Then I created a short tweet which included a link to the video. This tweet was automatically posted to my Twitter account.

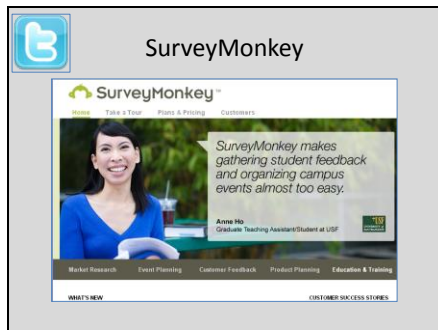
Using Twitter in Education



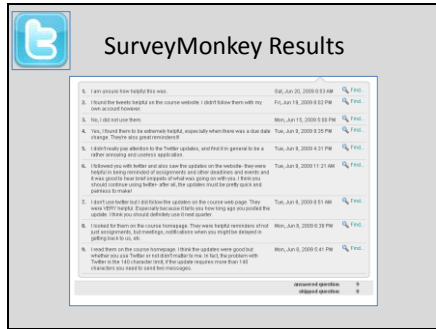
Jing, another free tool for screen recordings, also let me post my videos to Twitter in a seamless way.



One additional benefit of using Screenr and Jing was that I could embed the videos I created into Angel Learning pages. They could be reused for future classes.

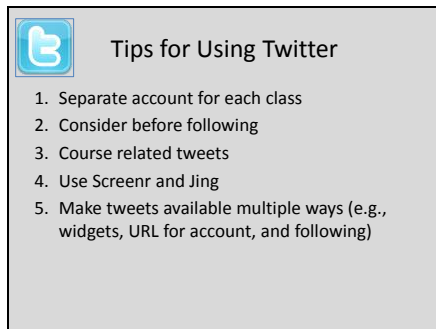


At the end of the quarter, I created a short SurveyMonkey survey to find out if students had been using the tweets, if they had found them to be helpful, and if I should continue using Twitter in future classes.



Here are the results of the survey.

As you can see some students found the tweets to be helpful and others didn't. Based on several of the responses and the ease of posting tweets, I've decided to keep using Twitter in my classes.



Here are some of my tips for using Twitter. First always use a separate account for each class so you can keep you tweets course focused. I have found it best not to follow my students even if they have Twitter accounts nor do I follow anyone else. I want control over the tweets my students get. I never tweet about anything that isn't related to the course, period. If I get more than one question about an assignment or concept I will usually create a short Screenr video and deliver it using Twitter, email, and Angel Learning. I prefer Screenr over Jing because it creates an iPhone video and many of my students have iPhones. Make it easy for your students to find the tweets even if they don't follow you. Add a Twitter widget to your class home page or blog, include the link in your signature, or add it to your Angel, Blackboard, or Moodle course site.

Using Twitter in Education



This Web 2.0 Project was sponsored by The Center of Excellence for Information and Computing Technology.